

# Unvaccinated Blood Unrecognizable After Application of Low Level Electrical Current and Structures Rapidly Grow – Clifford Carnicom's Findings Confirmed

[Unvaccinated Blood Unrecognizable After Application of Low Level Electrical Current and Structures Rapidly Grow – Clifford Carnicom's Findings Confirmed](#)

by [Ana Maria Mihalcea](#), MD, PhD, [Dr. Ana's Newsletter](#)

March 19, 2023




Image Courtesy Carnicom Institute: Human Blood Sample Subjected to AC Voltammetry Electrochemistry CDB Presence & Filament Formation is Evident Magnification ~ 1500x.

I have drawn many parallels in what we are seeing now with the synthetic biology since the C19 shots era and the historical research of Clifford Carnicom. He wrote a series of six scientific papers that I find highly important to consider for anyone seriously investigating what is happening to human blood since the roll out of the C19 injections and how this alteration fits into the Transhumanist depopulation agenda.

In my mind these papers are a must read for any human being on this planet:

[Blood Alterations : A Six Part Series](#)

He gave the historical Morgellons the new name "Cross Domain Bacteria", after he found that this new synthetic engineered life form had features of all three biological classes of life

– archaea, bacteria and eucaryotes. Normal life forms belong to one of the three domains, never to all three. Additionally, he did detailed analysis which showed that the Ribbon structures were chemically composed of Poly Vinyl Alcohol, which is Hydrogel and – Metals. Here is the presentation Clifford and I made in December:

[Synthetic Biological Life Forms – Cross Domain Bacteria, Morgellons, and Correlation to Current Live Blood Findings in Post C19 Injection Era – My Conversation with Clifford Carnicom](#)

I have written extensively about the abnormal blood findings in unvaccinated blood that I have been seeing with exponential severity and frequency. A few months ago, I would still see people for their first live blood analysis that were uncontaminated. In the last couple months, I have not seen anyone who does not have these structures. My sounding the alarm about this shedding and environmental assault on human blood is important to take note of, for I foresee an unprecedented silent accelerated aging epidemic due to these findings that affects all humans. Most people do not know that this is in their blood, but it is evident that it causes micro clotting, acidity and inflammation, all components that accelerate aging.

While mainstream healthcare admits that the causes of long Covid are not fully understood, I have seen with darkfield live blood microscopy synthetic biology structures in unvaccinated blood with long Covid symptoms that were also found to develop from C19 vaccine vials.

[Is The Answer To The C19 Deceptions In Live Blood?](#)

The Long Covid epidemic in America shows the assault on population health:

*Long COVID has potentially affected up to 23 million Americans, pushing an estimated 1 million people out of work.*

*The causes of long COVID are not fully understood, complicating diagnosis and treatment. Among people who have had COVID, 11% are currently experiencing long COVID but an additional 17% had long COVID in the past and are no longer reporting symptoms, suggesting that more people have recovered from long COVID than currently report symptoms.gs. The total “ Covid” Cases registered in the United States has reached 103 Million according to the CDC. [Long COVID: What Do the Latest Data Show?](#)*

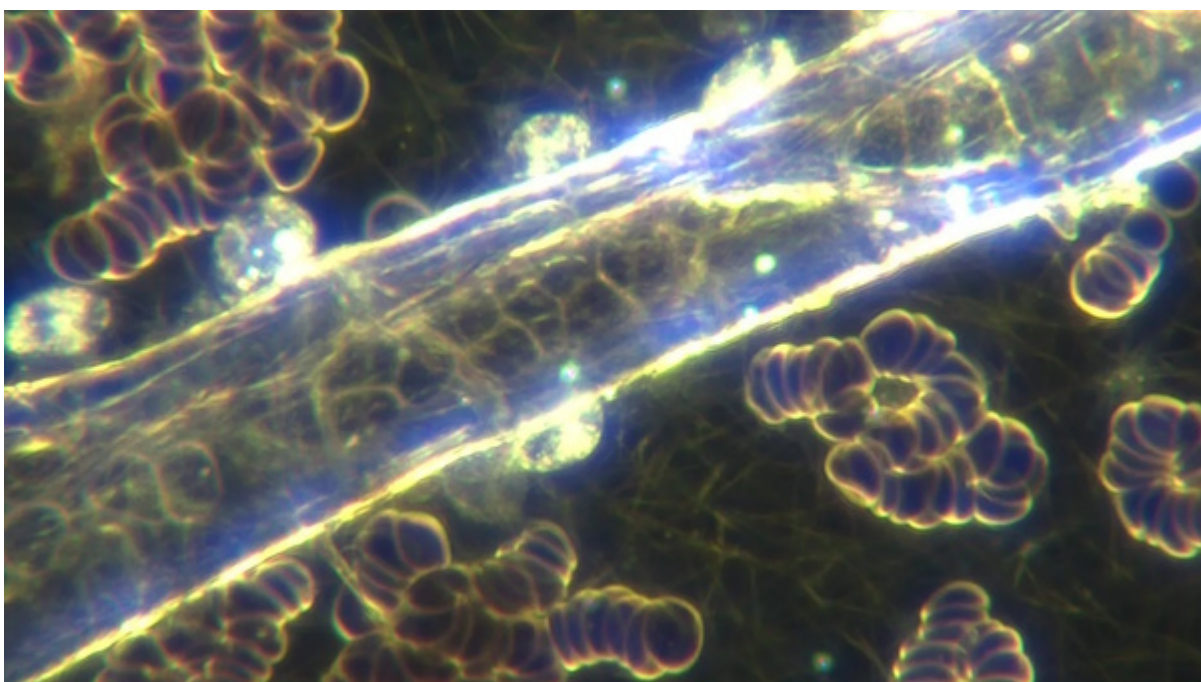
Clifford Carnicom showed last year that in four unvaccinated people not only did they have abnormal rouleaux formation ( stacking of red blood cells) – but after applying an extremely low voltage current, the same structures I see in everyone appeared. My findings were confirmed by Dr. David Nixon in Australia in live blood of vaccinated and unvaccinated people. Around the world, people have called this Graphene Oxide – they see what we see, long Ribbon structures. Calling this Graphene Oxide may be a misnomer of the Hydrogel Polymer which encapsulates the payload within the shots – it can be mRNA, toxins, Quantum dots that magnetically alter the human genetic information by modifying the spin states of subatomic particles. Clifford Carnicom called his findings CBD as mentioned above – Cross Domain Bacteria, his name for Morgellon's, which is a Hydrogel Polymer synthetic life form with many similarities to what we see in live blood of injected and un injected people since the C19 shot rollout.





Image Courtesy Carnicom Institute: CDB Filament Formation in Blood Sample (Lower Layer) Subjected to Low Level Electrical Current ~1500x.

This is very similar to what I have been seeing in unvaccinated blood in my office.



A few months ago, I would still see unvaccinated people who had uncontaminated live blood. I no longer see normal blood samples now, unless it is after EDTA Chelation treatment – which I found to clear the blood of these structures.

Most recently on Telegram, there has been someone by the name of LAC microscopy who has been confirming and replicating Clifford Carnicom's analysis. The gentleman is a farmer and not a scientist, but has some remarkable research findings. He used low level electrical current on his unvaccinated blood and found the growth of abnormal structures. I completely agree with him, that concerned citizens with an open mind have to look at questions that “reputable” scientists and doctors refuse to analyze – for the answers affect the entire human species.

---

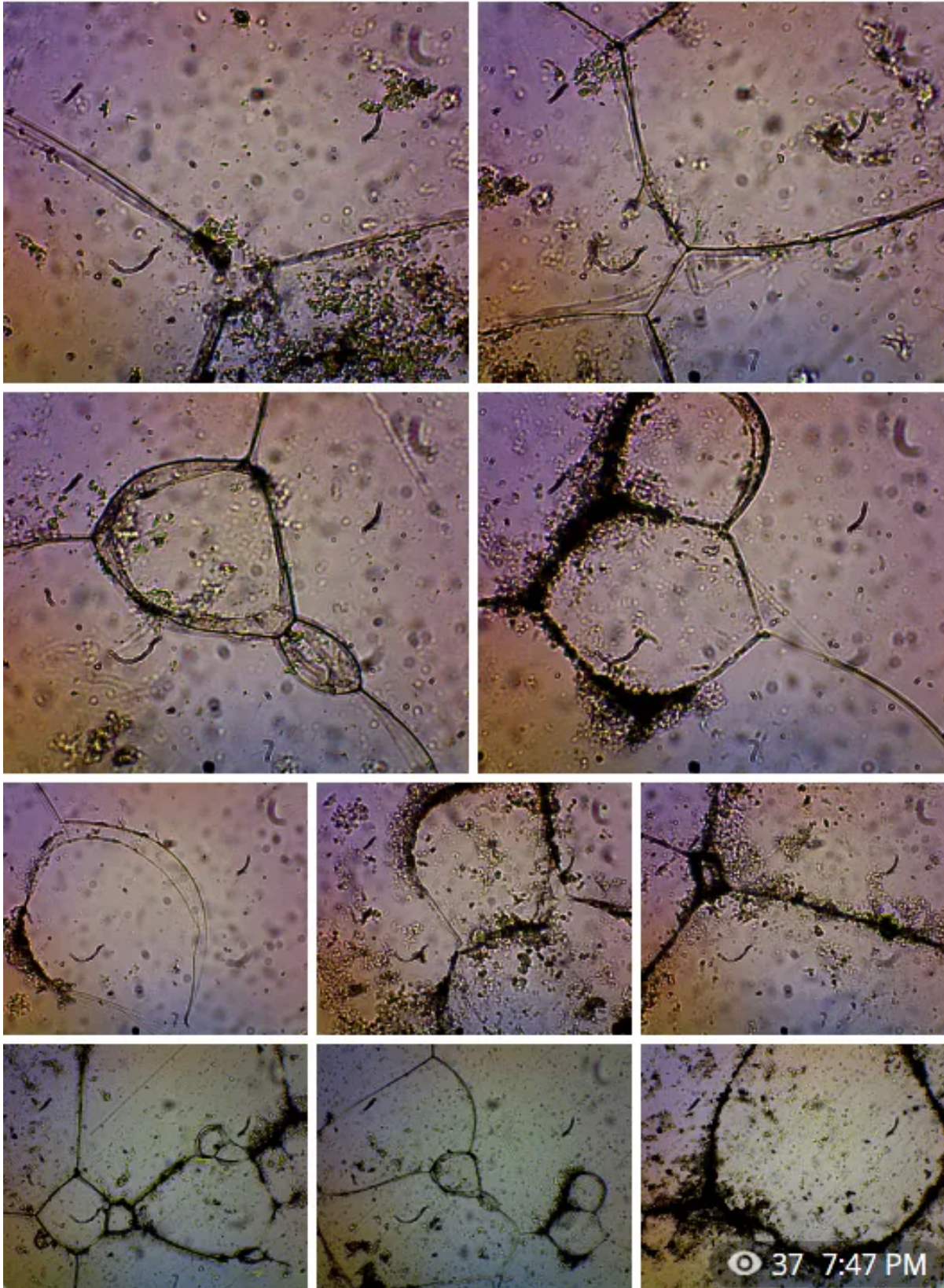
#### LAC Microscopy

I wish to again emphasize that this was a dilute solution of 10x drops venous blood (mine, non-vaccinated) in 5mL of distilled water, which was then exposed to a small (8-20mA) DC current for approximately 30 minutes.



Note regular, polygon shaped fibrous structures, and interconnecting fibers. Occasional red tint of erythrocytes is visible, but it appears most of the material consists of the CDB microbe and associated filament structures, in various stages of 'assembly.' Individual CDB microbes can be seen as small circular objects surrounding fibers.



## LAC Microscopy







I would also like to express a deep gratitude at the interest in this channel, and my rather clumsy attempts at scientific work. Thank you.

We are all united in this struggle, and connected by our blood; I encourage others to attempt the work, regardless of skill. We all have the ability to contribute to the effort.

It is, at the very least, simple enough to observe your own blood for rouleaux formation and large ribbon structures.



2



1



1



The issue is this: If there is a synthetic hydrogel based artificial intelligence biology that is transforming humanities blood – causing disease, illness and accelerated aging – we need to identify this. This is why I am now working with Clifford Carnicom and Dr. David Nixon to do some very specific experiments and compare the electrical properties of vaccinated and unvaccinated blood – as well as to analyze the chemical composition of the structures growing in vaccinated and unvaccinated blood. WE HAVE TO CHEMICALLY ANALYZE THIS TO REALLY SEE WHAT THE STRUCTURES ARE MADE OF – Hydrogel? Graphene Oxide? So far, nobody knows.

We all know of the athletes that have been dying suddenly, including children. Hydrogel polymers grow with electrical and EMF exposure. Exercise in the body creates a powerful electrical field. This could be part of the mechanism of why athletes are dying.

In her new brilliant interview with Maria Zee, Karen Kingston discusses the synthetic biological spike protein and how it is changed and modified in electrical fields. I believe she and I are speaking of the same thing. The Lipid Nanoparticles, which are the Hydrogel that carry the payload of possible spike toxin, can grow from nano size to centimeter size in minutes. Please watch this important interview: [Karen Kingston – Russian MoD Confirms mRNA Injections Are Bioweapons!!! Globalist Plan for Nanotech Revealed!](#)

We are in need of some very specific technical equipment for further experiments. **If you would like to support our effort, please donate to the [Carnicom Institute](#).**

I absolutely trust and support Clifford Carnicom, as I have found him to be an impeccable human being and meticulous scientist. He and I can spend hours on the phone discussing mechanisms and experiments and I value his decades of research

and use of many different experimental modalities, like voltammetry, visible light spectrometry, near infrared spectrometry, microscopy, protein detection (reagent based), enzyme analysis, magnetism analysis and more.

We are recording a video update on our discussion of the Transhumanist Agenda – correlations between geoengineering synthetic biology and C19 vax nanotechnology which will be released next month and include Clifford Carnicom, Harry Blazer, Dr. David Nixon, Elana Freeland and myself.

[Source](#)

[Connect with Ana Maria Mihalcea](#)